



City of San Marino

Memorandum

TO: Mayor and City Council

FROM: M. D. Rueda, Fire Chief

DATE: April 15, 2025

SUBJECT: FIRE DEPARTMENT MONTHLY PERFORMANCE REPORT

The attached San Marino Fire Department Performance Report represents the incident data reports intended to meet the Improvement Goals referenced in the March 2, 2018 Report to City Council titled Implementation Plan Fire Department Deployment Study. The Fire Department has been working closely with the Verdugo Fire Communications Center (Verdugo) to ensure the accuracy of the data being reported. Some of the data sets are not currently available from Verdugo and are listed as N/A. Verdugo has been made aware of the San Marino Fire Department's interest in pursuing the data associated with the fire and life safety goals as approved by the City Council.

Improvement Goal A in the Report recommended the following:

Call Processing Goals

9-1-1 calls will be answered at the primary PSAP (Public Safety Answering Point) San Marino Police Department within 15 seconds, 95% of the time. 9-1-1 calls will be transferred from the primary PSAP to Verdugo within 30 seconds from the time answered, 95% of the time.

This data is not available.

Recommended Turnout Goal

Response personnel shall initiate the response of a unit capable of mitigating an incident to a priority fire and rescue incident 80 seconds from notification 90% of the time. Response personnel shall initiate response to all other priority incidents within 60 seconds from notification 90% of the time.

Recommended First-Due Response Time Goal

The first response unit capable of initiating effective incident intervention shall arrive at a priority fire or rescue incident within 5 minutes and 20 seconds from notification of response personnel, 90 percent of the time. The first response unit capable of initiating effective incident intervention shall arrive at all other priority incidents within 5 minutes from notification of response personnel, 90% of the time.

Recommended Response Force Goal

The full effective response force shall arrive at a moderate risk structure fire within 9 minutes and 20 seconds of notification of response personnel, 90% of the time.

This data is not available.

Cardiac Arrest Data

The Cardiac Arrest data set includes the total number of cardiac arrest patients treated by Firefighter/Paramedics. We always pray that the number is as low as possible. The more important data sets are the subsequent measures which include the number of times the Firefighter/Paramedics are successful in returning a patient's spontaneous circulation (ROSC) – our goal with ROSC is always 100%. Saving lives is why the Fire Department exists; unfortunately, this is not always in our control. Lastly, the subsequent data sets measure the percentages of correct treatments performed by the Firefighter/Paramedics.

Attachments

1. March Performance Datasheet
2. March Graphic Report



2025 San Marino Fire Department Monthly Report

	January	February	March	2025 Total	March 2024	2024 Total
Fire Responses	41	26	28	95	22	346
San Marino	26	15	24	65	16	215
Out of Jurisdiction	15	11	4	30	6	131
EMS Responses	158	139	135	432	118	1,518
San Marino	71	76	60	207	60	730
Out of Jurisdiction	87	63	75	225	58	788
Transports	91	73	73	237	59	772
San Marino	51	45	41	137	35	450
Out of Jurisdiction	40	28	32	100	24	322
Service Responses	20	9	5	34	5	50
San Marino	19	9	4	32	5	48
Out of Jurisdiction	1	0	1	2	0	2
Other Responses	1	0	1	2	0	10
San Marino	0	0	0	0	0	2
Out of Jurisdiction	1	0	1	2	0	8
Total Responses	220	174	169	563	145	1,924
San Marino	116	100	88	304	81	995
Out of Jurisdiction	104	74	81	259	64	929
Total Mutual Aid Received	28	27	27	82	11	257
Cardiac Arrests	1	2	1	4	1	13
Total Return of Spontaneous Circulation Patients	0	1	0	1	0	0
Documentation of Timely Vital Signs	100%	100%	100%	100%	100%	100%
Documentation of Rhythm Changes	100%	100%	100%	100%	100%	76%
Advanced Airway Placement Attempts	1	2	0	3	1	7
Successful Advanced Airway Placement	100%	50%	N/A	67%	0%	43%
90th Percentile Response Times						
Primary PSAP Call Answering	N/A	N/A	N/A	N/A	N/A	N/A
Call Transfer Time (San Marino)	N/A	N/A	N/A	N/A	N/A	N/A
EMS:						
Verdugo Alarm Handling Time	N/A	N/A	N/A	N/A	0:00:00	N/A
Turnout Time	0:01:02	0:00:56	0:00:49	0:00:56	0:01:06	0:01:16
Total Response Time (San Marino)	0:05:44	0:05:59	0:05:33	0:05:48	0:05:26	0:06:11
Fire:						
Verdugo Alarm Handling Time	N/A	N/A	N/A	N/A	0:00:00	N/A
Turnout Time	0:01:30	0:01:18	0:01:17	0:01:22	0:00:47	0:01:37
Total Response Time (San Marino)	0:05:46	0:06:25	0:05:24	0:05:37	0:05:20	0:06:23
Effective Response Force	N/A	N/A	N/A	N/A	N/A	N/A
Number of Inspections	88	289	120	497	120	1,116
Fire Plan Check	5	8	6	19	6	81
Commercial/Target Hazard	0	0	0	0	78	229
Brush	0	0	0	0	0	100
Fire Marshal	19	9	24	52	32	203
Certificate of Occupancy	9	8	13	30	9	69
Hydrant	53	262	74	389	0	419
Fire Permit	0	1	1	2	0	5
Special Event	0	0	0	0	0	6
Fire Alarm Monitor	2	1	2	5	0	4
Community Activities	1	6	5	12	6	104
Training Hours	520	522	558	1,600	364	5,736
Total Hours Worked	5,322	4,780	5,110	15,212	4,899	61,555
Overtime Hours	1,707	1,266	1,004	2,973	1,789	18,107
Administrative	0	0	0	0	0	0
Bereavement	0	0	0	0	0	24
Comp	48	72	34	120	216	540
Emergency Operations Center	0	0	0	0	0	6
Holiday	48	24	216	72	0	754
Injury on Duty	480	600	474	1,080	696	6,167
Investigation	0	0	3	0	8	137
Other	93	27	16	120	26	460
FSO/Special Event	30	0	12	30	0	185
Shared Command	168	120	168	288	48	2,033
Sick	480	129	48	609	171	2,187
South Pasadena	0	0	0	0	0	173
Strike Team/Overhead	0	0	0	0	0	512
Vacant Position	216	96	0	312	432	2,376
Vacation	144	198	34	342	192	2,556
EOC Activations	1	0	0	1	0	0

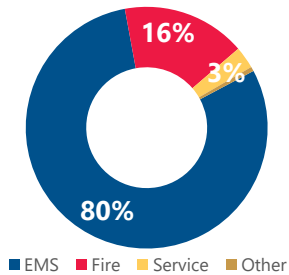
San Marino Fire Department Monthly Report

March 2025

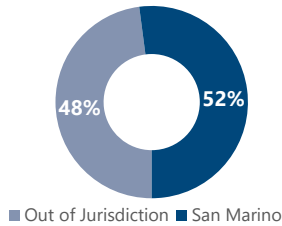


INCIDENT RESPONSE

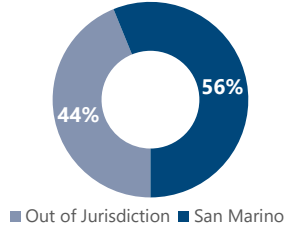
Incidents by Type



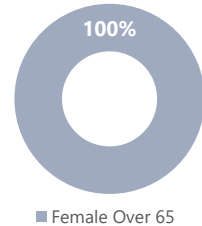
Incidents by Jurisdiction



Transports by Jurisdiction




Cardiac Arrests by Age

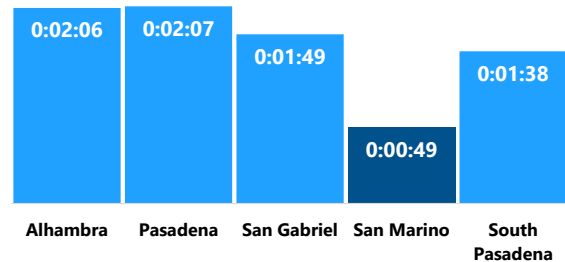


90th PERCENTILE TURNOUT TIMES

Fire Goal: 00:01:20



EMS Goal: 00:01:00

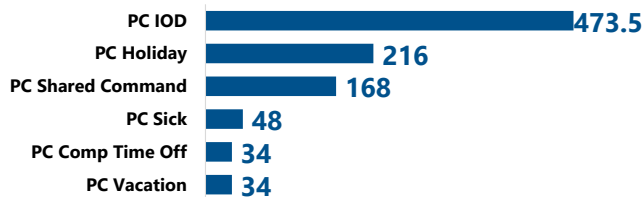


PERSONNEL

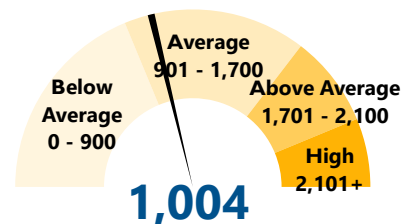
Total Personnel

21

Top 5 Overtime Categories

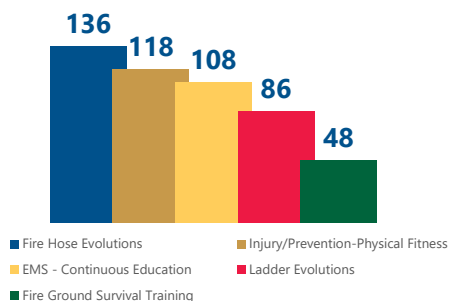


Overtime Hours

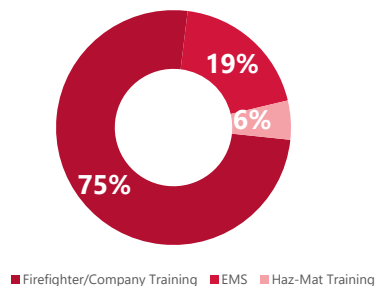


TRAINING

Top 5 Training Classes by Hours



Training Hours by Category



Probationary Training Hours

214

Public Education Hours

2