

**City of San Marino
Treasurer's Report
As of February 28, 2025**

Deposit/Investment Type	Bank/Issuer	Maturity Date	Par Value	Bank Balance	Market Value	Rate
Cash on Premises						
Petty Cash & Cash Drawer	City Hall		522.77	522.77	522.77	
Petty Cash	Fire Department		300.00	300.00	300.00	
Petty Cash & Cash Drawer	Recreation Department		100.00	100.00	100.00	
Petty Cash & Cash Drawer	Library		324.20	324.20	324.20	
Petty Cash & Cash Drawer	Lacy Park		150.00	150.00	150.00	
Petty Cash	Police Department		-	-	-	
			1,396.97	1,396.97	1,396.97	
Cash in Bank-checking accounts						
Investment Transaction Interest Account	US Bank-153xxx77181		801,430	801,430	801,430	
General Operating	East West Bank-00-811xx753		3,468,229	3,468,229	3,468,229	
Payroll (ZBA)	East West Bank-00-811xx761		-	-	-	
Worker's Compensation (ZBA)	East West Bank-00-811xx779		-	-	-	
Sub total			4,269,659	4,269,659	4,269,659	

Cash in Bank-money market account						
Money Market	East West Bank-00-811xx787		9,663,012	9,663,012	9,663,012	3.56%
Total Cash in Bank			13,932,671	13,932,671	13,932,671	

Deposit/Investment Type	Bank/Issuer	Maturity Date	Par Value	Book Value	Market Value	Rate
Investments						
Pooled Funds	California Employers' Retiree Benefit Trust (CERBT)		800,000	800,000	876,437	
Pooled Funds	California Employers' Pension Prefunding Trust (CEPPT)		1,500,000	1,500,000	1,660,610	
Pooled Funds	State of California Local Agency Investment Fund (LAIF)		10,429,855	10,429,855	10,425,912	4.333%

US Bank Safekeeping	Finwise Bank CUSIP #31810PAY5 (FDIC #35323)	03/14/25	156,000	156,000	155,755	0.50%
US Bank Safekeeping	American Express Natl Bank CUSIP #02589AC34 (FDIC #27471)	04/07/25	246,000	246,000	245,526	2.55%
US Bank Safekeeping	BMW Bank of North America CUSIP #05580AL85 (FDIC #35141)	04/08/25	246,000	246,000	245,466	2.50%
US Bank Safekeeping	Triad Business Bank CUSIP #89580DAX0 (FDIC #59188)	04/14/25	248,000	248,000	248,306	5.10%
US Bank Safekeeping	HSBC Bank USA NA CUSIP #44329ME33 (FDIC #57890)	05/07/25	248,000	248,000	246,556	1.30%
US Bank Safekeeping	Commercial Bank Harrogate TN CUSIP #20143PES5 (FDIC #22354)	05/13/25	248,000	248,000	248,393	5.00%
US Bank Safekeeping	Celtic Bank CUSIP #15118RZA8 (FDIC #57056)	07/15/25	249,000	249,000	247,964	3.20%
US Bank Safekeeping	Barclays Bank Delaware CUSIP #0674KRW9 (FDIC #57203)	07/28/25	243,000	243,000	243,732	5.10%
US Bank Safekeeping	Amerant Bank NA CUSIP #02357QBZ9 (FDIC #22953)	08/11/25	243,000	243,000	243,775	5.10%
US Bank Safekeeping	Northern Bank & Trust MA CUSIP #66476QEC8 (FDIC #18266)	08/18/25	243,000	243,000	243,757	5.05%
US Bank Safekeeping	Wells Fargo Bank NA CUSIP #949764EZ3 (FDIC #3511)	08/22/25	248,000	248,000	248,952	5.10%
US Bank Safekeeping	Capital One Nat'l Assn CUSIP #14042RQC8 (FDIC #4297)	11/17/25	248,000	248,000	242,042	0.90%
US Bank Safekeeping	BankUnited NA CUSIP #066519RX9 (FDIC #58979)	12/08/25	249,000	249,000	243,218	1.25%
US Bank Safekeeping	Goldman Sachs Bank USA CUSIP #38149MWH2 (FDIC #33124)	05/19/26	249,000	249,000	239,050	0.90%
US Bank Safekeeping	Bank of America NA CUSIP #06051XEG3	06/08/26	245,000	245,000	247,354	5.05%
US Bank Safekeeping	UBS Bank USA CUSIP #90348JM72 (FDIC #57565)	06/16/26	250,000	250,000	239,259	0.85%
US Bank Safekeeping	Toyota Financial SGS BK CUSIP #89235MLC3 (FDIC #57542)	07/15/26	248,000	248,000	237,069	0.95%
US Bank Safekeeping	Bank Hapoalim B. M. CUSIP #06251A2Y5 (FDIC #33686)	07/23/26	248,000	248,000	236,900	0.95%
US Bank Safekeeping	Synchrony Bank CUSIP #87164WA24	08/13/26	248,000	248,000	236,285	0.90%
US Bank Safekeeping	State Bank of India CUSIP #856285XL0 (FDIC #33682)	09/28/26	248,000	248,000	236,327	1.15%
US Bank Safekeeping	Citibank NA CUSIP #17312Q4A4 (FDIC #7213)	09/29/26	243,000	243,000	246,056	5.10%
US Bank Safekeeping	Morgan Stanley Bank NA CUSIP #61773TDG5 (FDIC #32992)	04/20/27	246,000	246,000	238,447	2.75%
US Bank Safekeeping	Popular BK New York BRH IN CUSIP#73317ADB5	06/07/27	245,000	245,000	247,919	4.80%
US Bank Safekeeping	Morgan Stanley Private BK NATL CUSIP#61768E4S9	06/07/27	245,000	245,000	248,358	4.90%
US Bank Safekeeping	Medallion BK Utah CUSIP#58404DVG3	06/21/27	245,000	245,000	247,706	4.75%
US Bank Safekeeping	BNY Mellon NA INSTL CTF DEP CUSIP#05584CPT7	06/20/28	245,000	245,000	246,598	4.50%
US Bank Safekeeping	Sallie Mae Bank Murray Utah CD CUSIP#795451DK6	07/17/29	245,000	245,000	247,193	4.50%
			6,565,000	6,565,000	6,497,960.73	3.16%

Treasury Obligations

**City of San Marino
Treasurer's Report
As of February 28, 2025**

None	None	Maturity	Par	Bank	Market	
			-	-	-	0.00%
US Government Agency Securities						
US Bank Safekeeping	Federal Home Loan Bank CUSIP #3130AUW34	02/14/25				4.550%
US Bank Safekeeping	Federal Home Ln MTG Corp CUSIP #3134GXNB6	03/28/25	500,000	500,000	499,202	2.250%
US Bank Safekeeping	Federal Home Loan Bank CUSIP #3130AN4N7	07/14/25	1,000,000	1,000,000	986,493	0.720%
US Bank Safekeeping	Federal Farm Credit Bank CUSIP #3133ENC00	10/27/25	1,000,000	1,000,000	979,208	1.040%
US Bank Safekeeping	Federal Farm Credit Bank CUSIP #3133EMH21	06/15/26	250,000	250,000	239,609	0.900%
US Bank Safekeeping	Federal Farm Credit Bank CUSIP #3133ENHC7	12/14/26	500,000	500,000	478,174	1.600%
US Bank Safekeeping	Federal Home Loan Bank CUSIP #3130B1L70	05/26/28	500,000	500,000	501,078	5.100%
			3,750,000	3,750,000	3,683,763	1.723%
Municipal Securities						
US Bank Safekeeping	Univ CA REGTS MED CTR Pool Rev CUSIP #913366EN6	05/15/25	500,000	504,865	500,900	5.785%
US Bank Safekeeping	California ST GO Taxable CUSIP #13063DMA3	04/01/26	500,000	474,635	491,700	2.650%
			1,000,000	979,500	992,600.00	4.218%
			11,315,000	11,294,500	11,174,323.59	
Total Cash & Investments			37,978,922.97	37,958,422.97	38,071,350.91	3.54%

I hereby certify that this report is in compliance with the City's Investment Policy as adopted by the City Council on April 10, 2024, and the source of market valuation is obtained from various bank statements, the monthly CERBT, CEPPT & LAIF statements and the investment safekeeping account statement with US Bank. The City has the ability to meet its expenditure requirements for the next six months.

Hillary Guirola-Leon

April 1, 2025

Hillary Guirola-Leon, Interim City Treasurer

LAIF

Date	Type of Transaction	Amount	Notes
2/24/2025	LAIF Deposit	1,000,000	

East West Bank Money Market Account

Date	Type of Transaction	Amount	Notes
2/5/2025	Transfer from LAIF	(750,000)	To Cover Operating Expenses for Month of February 2025
2/19/2025	Transfer to East West Bank Operating Account	(1,500,000)	To Cover Operating Expenses for Month of February 2025

US Bank

Date	Type of Transaction	Amount	Notes
2/14/2025	FEDERAL HOME LOAN BANKS Security ID#3130AUW34	250,000	
2/24/2025	CIBC BK USA Security ID #12547CAK4	245,000	
2/25/2025	FEDERAL HOME LN MTG CORP	243,000	
2/28/2025	Interest Received	36,596	

CalPERS CERBT Trust

Date	Type of Transaction	Amount	Notes
	No transactions this month		

CalPERS CEPPT Trust

Date	Type of Transaction	Amount	Notes
	No transactions this month		



[Home](#) -> [PMIA](#) -> PMIA Average Monthly Effective Yields



LOCAL AGENCY INVESTMENT FUND

PMIA Average Monthly Effective Yields

	Jan	Feb	Mar	Apr	May	Jun	Jul	Aug	Sep	Oct	Nov	Dec
1977	5.770	5.660	5.660	5.650	5.760	5.850	5.930	6.050	6.090	6.090	6.610	6.730
1978	6.920	7.050	7.140	7.270	7.386	7.569	7.652	7.821	7.871	8.110	8.286	8.769
1979	8.777	8.904	8.820	9.082	9.046	9.224	9.202	9.528	9.259	9.814	10.223	10.218
1980	10.980	11.251	11.490	11.480	12.017	11.798	10.206	9.870	9.945	10.056	10.426	10.961
1981	10.987	11.686	11.130	11.475	12.179	11.442	12.346	12.844	12.059	12.397	11.887	11.484
1982	11.683	12.044	11.835	11.773	12.270	11.994	12.235	11.909	11.151	11.111	10.704	10.401
1983	10.251	9.887	9.688	9.868	9.527	9.600	9.879	10.076	10.202	10.182	10.164	10.227
1984	10.312	10.280	10.382	10.594	10.843	11.119	11.355	11.557	11.597	11.681	11.474	11.024
1985	10.579	10.289	10.118	10.025	10.180	9.743	9.656	9.417	9.572	9.482	9.488	9.371
1986	9.252	9.090	8.958	8.621	8.369	8.225	8.141	7.844	7.512	7.586	7.432	7.439
1987	7.365	7.157	7.205	7.044	7.294	7.289	7.464	7.562	7.712	7.825	8.121	8.071
1988	8.078	8.050	7.945	7.940	7.815	7.929	8.089	8.245	8.341	8.397	8.467	8.563
1989	8.698	8.770	8.870	8.992	9.227	9.204	9.056	8.833	8.801	8.771	8.685	8.645
1990	8.571	8.538	8.506	8.497	8.531	8.538	8.517	8.382	8.333	8.321	8.269	8.279
1991	8.164	8.002	7.775	7.666	7.374	7.169	7.098	7.072	6.859	6.719	6.591	6.318
1992	6.122	5.863	5.680	5.692	5.379	5.323	5.235	4.958	4.760	4.730	4.659	4.647
1993	4.678	4.649	4.624	4.605	4.427	4.554	4.438	4.472	4.430	4.380	4.365	4.384
1994	4.359	4.176	4.248	4.333	4.434	4.623	4.823	4.989	5.106	5.243	5.380	5.528
1995	5.612	5.779	5.934	5.960	6.008	5.997	5.972	5.910	5.832	5.784	5.805	5.748
1996	5.698	5.643	5.557	5.538	5.502	5.548	5.587	5.566	5.601	5.601	5.599	5.574
1997	5.583	5.575	5.580	5.612	5.634	5.667	5.679	5.690	5.707	5.705	5.715	5.744
1998	5.742	5.720	5.680	5.672	5.673	5.671	5.652	5.652	5.639	5.557	5.492	5.374
1999	5.265	5.210	5.136	5.119	5.086	5.095	5.178	5.225	5.274	5.391	5.484	5.639
2000	5.760	5.824	5.851	6.014	6.190	6.349	6.443	6.505	6.502	6.517	6.538	6.535
2001	6.372	6.169	5.976	5.760	5.328	4.958	4.635	4.502	4.288	3.785	3.526	3.261
2002	3.068	2.967	2.861	2.845	2.740	2.687	2.714	2.594	2.604	2.487	2.301	2.201
2003	2.103	1.945	1.904	1.858	1.769	1.697	1.653	1.632	1.635	1.596	1.572	1.545
2004	1.528	1.440	1.474	1.445	1.426	1.469	1.604	1.672	1.771	1.890	2.003	2.134
2005	2.264	2.368	2.542	2.724	2.856	2.967	3.083	3.179	3.324	3.458	3.636	3.808
2006	3.955	4.043	4.142	4.305	4.563	4.700	4.849	4.946	5.023	5.098	5.125	5.129
2007	5.156	5.181	5.214	5.222	5.248	5.250	5.255	5.253	5.231	5.137	4.962	4.801
2008	4.620	4.161	3.777	3.400	3.072	2.894	2.787	2.779	2.774	2.709	2.568	2.353
2009	2.046	1.869	1.822	1.607	1.530	1.377	1.035	0.925	0.750	0.646	0.611	0.569
2010	0.558	0.577	0.547	0.588	0.560	0.528	0.531	0.513	0.500	0.480	0.454	0.462
2011	0.538	0.512	0.500	0.588	0.413	0.448	0.381	0.408	0.378	0.385	0.401	0.382
2012	0.385	0.389	0.383	0.367	0.363	0.358	0.363	0.377	0.348	0.340	0.324	0.326
2013	0.300	0.286	0.285	0.264	0.245	0.244	0.267	0.271	0.257	0.266	0.263	0.264
2014	0.244	0.236	0.236	0.233	0.228	0.228	0.244	0.260	0.246	0.261	0.261	0.267
2015	0.262	0.266	0.278	0.283	0.290	0.299	0.320	0.330	0.337	0.357	0.374	0.400
2016	0.446	0.467	0.506	0.525	0.552	0.576	0.588	0.614	0.634	0.654	0.678	0.719
2017	0.751	0.777	0.821	0.884	0.925	0.978	1.051	1.084	1.111	1.143	1.172	1.239
2018	1.350	1.412	1.524	1.661	1.755	1.854	1.944	1.998	2.063	2.144	2.208	2.291
2019	2.355	2.392	2.436	2.445	2.449	2.428	2.379	2.341	2.280	2.190	2.103	2.043
2020	1.967	1.912	1.787	1.648	1.363	1.217	0.920	0.784	0.685	0.620	0.576	0.540

	Jan	Feb	Mar	Apr	May	Jun	Jul	Aug	Sep	Oct	Nov	Dec
2021	0.458	0.407	0.357	0.339	0.315	0.262	0.221	0.221	0.206	0.203	0.203	0.212
2022	0.234	0.278	0.365	0.523	0.684	0.861	1.090	1.276	1.513	1.772	2.007	2.173
2023	2.425	2.624	2.831	2.870	2.993	3.167	3.305*	3.434	3.534	3.670	3.843	3.929
2024	4.012	4.122	4.232	4.272	4.332	4.480	4.516	4.579	4.575	4.518	4.477	4.434
2025	4.366	4.333										

* Revised



PMIA/LAIF Performance Report as of 03/19/25



Quarterly Performance Quarter Ended 12/31/24

LAIF Apportionment Rate ⁽²⁾ :	4.62
LAIF Earnings Ratio ⁽²⁾ :	0.00012664187216722
LAIF Administrative Cost ^{(1)*} :	0.28
LAIF Fair Value Factor ⁽¹⁾ :	0.999621985
PMIA Daily ⁽¹⁾ :	4.40
PMIA Quarter to Date ⁽¹⁾ :	4.48
PMIA Average Life ⁽¹⁾ :	252

PMIA Average Monthly Effective Yields⁽¹⁾

February	4.333
January	4.366
December	4.434
November	4.477
October	4.518
September	4.575

Pooled Money Investment Account Monthly Portfolio Composition ⁽¹⁾ 2/28/25 \$156.8 billion

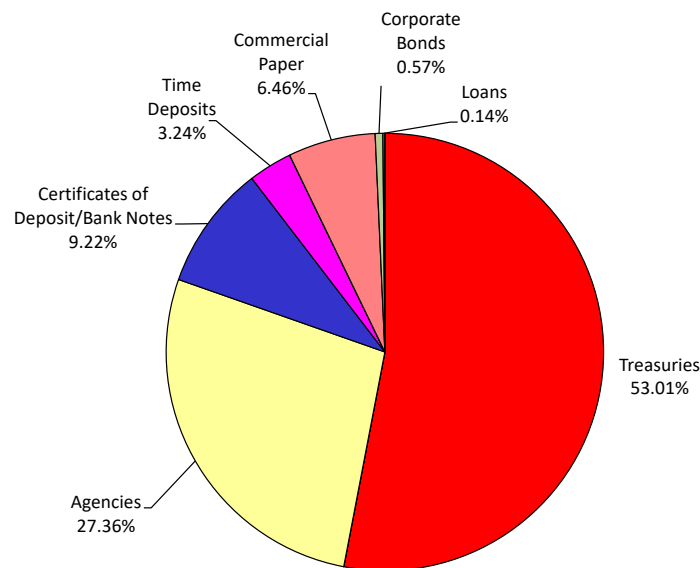


Chart does not include \$1,188,000.00 in mortgages, which equates to 0.001%. Percentages may not total 100% due to rounding.

Daily rates are now available here. [View PMIA Daily Rates](#)

Notes: The apportionment rate includes interest earned on the CalPERS Supplemental Pension Payment pursuant to Government Code 20825 (c)(1) and interest earned on the Wildfire Fund loan pursuant to Public Utility Code 3288 (a).

*The percentage of administrative cost equals the total administrative cost divided by the quarterly interest earnings. The law provides that administrative costs are not to exceed 5% of quarterly EARNINGS of the fund. However, if the 13-week Daily Treasury Bill Rate on the last day of the fiscal year is below 1%, then administrative costs shall not exceed 8% of quarterly EARNINGS of the fund for the subsequent fiscal year.

Source:

⁽¹⁾ State of California, Office of the Treasurer


⁽²⁾ State of California, Office of the Controller

Weekly Call Report Certification
Local Agency Security Program

Institution: East West Bank
Weekly as of Date: 2/26/2025

Two authorized officers are required to executed the Weekly Call Report pursuant to CCR§16005.1.1(a).

The authorized signers of East West Bank each declares, for himself or herself alone and not for the other: I hereby verify that I have personal knowledge of the matters set forth in the Weekly Call Report (as of 02/26/2025) submitted pursuant to GC§ 53663(b) and CCR§16005.4.2 to the best of my knowledge and belief, the information contained therein is true and correct.




02/27/2025

SignatureDate

Lily Li, VP- Assistant Treasury Operation Manager

Name and Title



02/27/2025

SignatureDate

Yi Liu, VP- Financial Quantitative Analyst

Name and Title

Weekly Call Report
Local Agency Security Program
California Department of Financial Protection and Innovation

Institution Name: East West Bank

CID #: 194

Mailing Address: 135 N Los Robles Ave, 8th Floor , Pasadena, CA 91101

Weekly Report As of Date: 2/26/2025

Submission Date: 2/27/2025

	Pool #1 (x110%)	Pool #2 (x150%)	Pool #3 (x105%)	Total
Total Deposits & Accrued Interest:	\$ -	\$ -	\$ 1,667,247,543.70	\$ 1,667,247,543.70
Less: Deposits Subject to Waivers:	\$ -	\$ -	\$ 451,604,542.31	\$ 451,604,542.31
Less: Interest:	\$ -	\$ -	\$ -	\$ -
Less: Uncollected Funds:	\$ -	\$ -	\$ -	\$ -
Less: CDAR Deposits:	\$ -	\$ -	\$ 459,211,901.85	\$ 459,211,901.85
Less: Other (Specify on Line 17):	\$ -	\$ -	\$ -	\$ -
Total Secured Deposits:	\$ -	\$ -	\$ 756,431,099.54	\$ 756,431,099.54
Minimum Collateral Required:	\$ -	\$ -	\$ 794,252,654.52	\$ 794,252,654.52

Agent of Depository:

		Federal Home Loan Bank of San Francisco

Market Value of Pledged Securities as of Weekly Report Date:

\$ -	\$ -	\$ 835,000,000.00	\$ 835,000,000.00
\$ -	\$ -	\$ 40,747,345.48	\$ 40,747,345.48

Excess/Deficiency in Pledged Collateral:

Description of Other Deposits:

Preparer Name: Bing Fu

Preparer Phone #: 415-315-2796

Preparer Title: Senior Treasury Analyst

Preparer Email Address: bing.fu@eastwestbank.com

Authorizer #1 Name: Lily Li

Authorizer #1 Title: VP- Assistant Treasury Operation Manager

Authorizer #2 Name: Yi Liu

Authorizer #2 Title: VP- Financial Quantitative Analyst